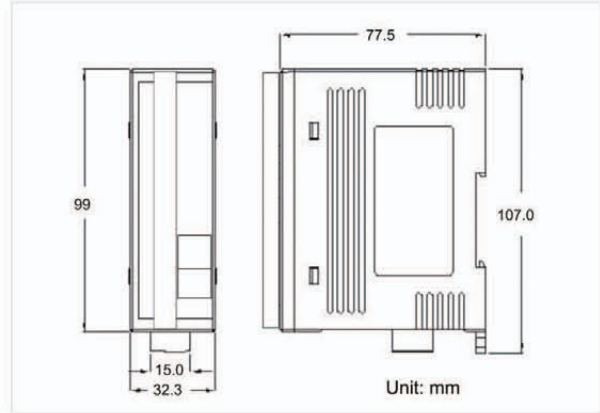




CAN-2017D



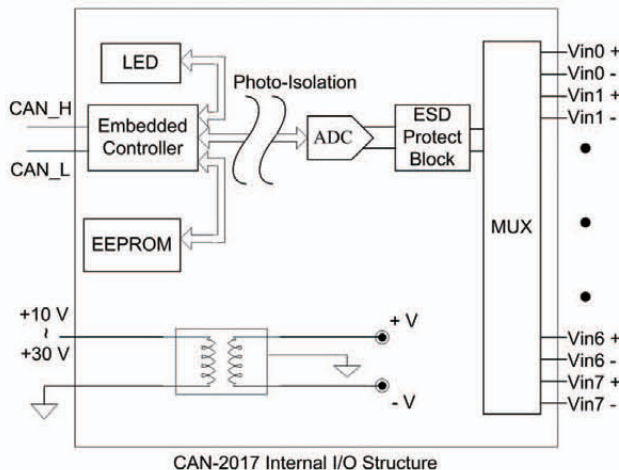
Dimensions

The CAN-2017D follows DeviceNet specification Volume I/II, Release 2.0. User can access the analog input status and set the configuration via DeviceNet EDS file. This module has 8 differential analog input channels. By the DeviceNet masters of ICP DAS, you can quickly build a DeviceNet network to approach your requirements.

Features

- DeviceNet general I/O slave devices
- Comply with DeviceNet specification Volume I, Release 2.0 & Volume II, Release 2.0, Errata 5
- Group 2 Only Server (non UCMM-capable)
- Support Predefined Master/Slave Connection Set
- Connection supported:
 - 1 connection for Explicit Messaging
 - 1 connection for Polled I/O
 - 1 connection for Bit-Strobe I/O connection
- Support DeviceNet heartbeat and shutdown messages
- Provide EDS file for DeviceNet master interface

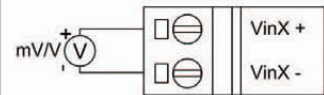
Internal I/O Structure



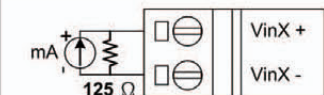
I/O Pin & Wire Connection

Terminal No.	Pin Assignment
01	Vin 0 +
02	Vin 0 -
03	Vin 1 +
04	Vin 1 -
05	Vin 2 +
06	Vin 2 -
07	Vin 3 +
08	Vin 3 -
09	Vin 4 +
10	Vin 4 -
11	Vin 5 +
12	Vin 5 -
13	Vin 6 +
14	Vin 6 -
15	Vin 7 +
16	Vin 7 -
17	N/A
18	N/A
19	N/A
20	N/A

Voltage Input Wiring



Current Input Wiring



CAN Pin & Baud Rate Rotary

CAN_V+	Pin 5
CAN_H	Pin 4
CAN_Shield	Pin 3
CAN_L	Pin 2
CAN_GND	Pin 1



Baud rate rotary switch

Rotary Switch Value	Baud rate (kbps)
0	125
1	250
2	500

Hardware Specifications

CAN Interface	
DeviceNet Specification	Volume I, Release 2.0 & Volume II, Release 2.0, Errata 5
DeviceNet subscribe	Group 2 Only Server
Connection supported	1 connection for Explicit Messaging 1 connection for Polled I/O 1 connection for Bit-Strobe I/O
Node ID	0~63 selected by rotary switch
Baud Rate (bps)	125 kbps, 250 kbps, 500 kbps
Heartbeat/Shutdown message	Yes
Terminator Resistor	Switch for 120 Ω terminator resistor
Analog Input	
Channels	8 Differential
Input Type	+/-10 V, +/-5 V, +/-1 V, +/-500 mV, +/-150 mV
Resolution	-20 mA ~ +20 mA (Requires Optional External 125 Ω Resistor)
ESD Protection	4 kV Contact for each channel
LED	
Round LED	PWR LED, NET LED, MOD LED
I/O LED	8 LEDs as Current or Voltage input, and 1 LED as terminal resistor indicator
Power	
Input range	Unregulated +10 ~ +30 V _{DC}
Power Consumption	1.5 W
Mechanism	
Installation	DIN-Rail
Dimensions	32.3 mm x 99 mm x 77.5 mm (W x L x H)
Environment	
Operating Temp.	-25 ~ 75 °C
Storage Temp.	-30 ~ 80 °C
Humidity	10 ~ 90% RH, non-condensing

Application



Ordering Information

CAN-2017D	DeviceNet module of 8-channel Differential Analog Input
-----------	---